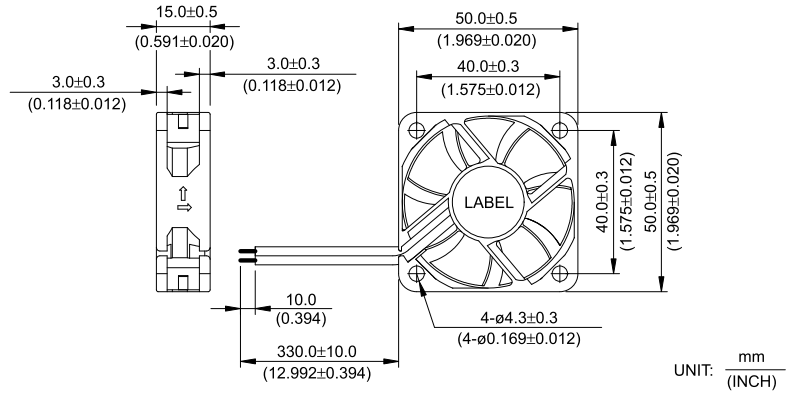



AFB 50 x 50 x 15 MM SERIES

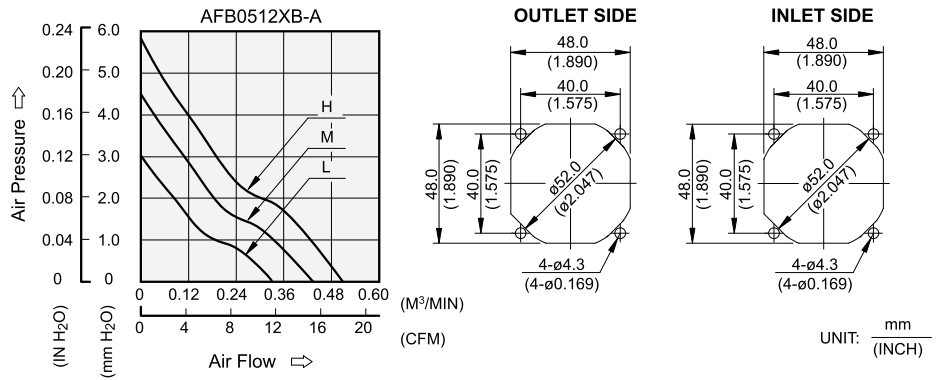
■ DIMENSIONS DRAWING



- * Bearing Type
Ball Bearings
- * Material
Impeller & Frame : Plastic (UL 94V-0)
- * Lead Wires :
UL 1007 AWG #24 OR Equivalent
Red Wire Positive (+)
Black Wire Negative (-)
- * Weight : 20g (0.71 oz)

■ P & Q CURVE (AT RATED VOLTAGE)

■ MOUNTING PANEL CUTOUT



| MODEL | | | Rated Voltage | Operating Voltage Range | Input Current | Input Power | Speed | Maximum Air Flow | | Maximum Air Pressure | | Noise |
|-----------|------|-------------|---------------|-------------------------|---------------|-------------|--------|---------------------|-------|----------------------|---------------------|-------|
| PART NO. | REV. | FUNCTION | VDC | VDC | Amp | Watt | R.P.M. | m ³ /min | CFM | mmH ₂ O | IN H ₂ O | dB-A |
| AFB0512LB | -A | -R00 / -F00 | 12 | 5.0 to 13.8 | 0.09 | 1.08 | 4300 | 0.330 | 11.67 | 3.03 | 0.119 | 24.0 |
| AFB0512MB | -A | -R00 / -F00 | 12 | 5.0 to 13.8 | 0.10 | 1.20 | 5300 | 0.434 | 15.32 | 4.50 | 0.177 | 30.0 |
| AFB0512HB | -A | -R00 / -F00 | 12 | 5.0 to 13.8 | 0.14 | 1.68 | 6300 | 0.509 | 17.97 | 5.84 | 0.230 | 34.0 |

* Rib type only
 * The max. air flow and the speed are measured in free air ; max. air pressure is measured at zero air flow.
 * Noise is measured in anechoic chamber in free air, one meter from intake side.
 * All readings are typical values at rated voltage.
 * Specifications are subject to change without notice.