



Main

Range of product	Preventa Safety automation
Product or component type	Preventa safety module
Safety module name	XPSAK
Safety module application	For emergency stop, switch, sensing mat/edges or safety light curtain monitoring
Function of module	Multiple emergency stop monitoring 2-channel wiring Proximity sensor monitoring Monitoring of a movable guard Sensing mat and edges monitoring Emergency stop with 2 NC contacts monitoring 2-channel wiring Emergency stop monitoring 1-channel wiring Monitoring of a movable guard associated with 2 switches and automatic start Monitoring of electro-sensitive protection equipment (ESPE)
Safety level	Can reach PL e/category 4 conforming to EN/ISO 13849-1 Can reach SILCL 3 conforming to EN/IEC 62061
Safety reliability data	DC > 99 % conforming to EN/ISO 13849-1 MTTFd = 154.5 years conforming to EN/ISO 13849-1 PFHd = 7.39E-9 1/h conforming to EN/IEC 62061
Type of start	Configurable
Connections - terminals	Captive screw clamp terminals, 1 x 0.14...1 x 2.5 mm ² flexible with cable end, with double bezel Captive screw clamp terminals, 1 x 0.14...1 x 2.5 mm ² solid with cable end, with double bezel Captive screw clamp terminals, 1 x 0.25...1 x 1.5 mm ² flexible with cable end, with double bezel Captive screw clamp terminals, 1 x 0.25...1 x 2.5 mm ² flexible with cable end, with double bezel Captive screw clamp terminals, 2 x 0.14...2 x 0.75 mm ² flexible with cable end, with double bezel Captive screw clamp terminals, 2 x 0.14...2 x 0.75 mm ² solid with cable end, with double bezel Captive screw clamp terminals, 2 x 0.25...2 x 1 mm ² flexible with cable end, with double bezel Captive screw clamp terminals, 2 x 0.5...2 x 1.5 mm ² flexible with cable end, with double bezel
Output type	Relay instantaneous opening, 3 NO circuit(s), volt-free
Number of additional circuits	1 NC + 4 solid state outputs
[Us] rated supply voltage	230 V AC - 15...10 % 24 V DC - 15...10 %

The information provided in this documentation contains general descriptions and/or technical characteristics of the performance of the products contained herein. This documentation is not intended as a substitute for and is not to be used for determining suitability or reliability of these products for specific user applications. It is the duty of any such user or integrator to perform the appropriate and complete risk analysis, evaluation and testing of the products with respect to the relevant specific application or use thereof. Neither Schneider Electric Industries SAS nor any of its affiliates or subsidiaries shall be responsible or liable for misuse of the information contained herein.

Complementary

Synchronisation time between inputs	Unlimited (manual start) 2 or 4 s depending of wiring (automatic start)
Supply frequency	50/60 Hz
Maximum power consumption in VA	6 VA AC
Input protection type	Internal, electronic
[Uc] control circuit voltage	24 V DC
Maximum line resistance	28 Ohm
Breaking capacity	180 VA holding AC-15 C300 relay output 1800 VA inrush AC-15 C300 relay output
Breaking capacity	1.5 A at 24 V (DC-13) time constant: 50 ms for relay output
Output thermal current	6 A per relay for relay output
[Ith] conventional free air thermal current	18 A
Associated fuse rating	4 A gG or gL for relay output conforming to EN/IEC 60947-5-1, DIN-VDE 0660 part 200 6 A fast blow for relay output conforming to EN/IEC 60947-5-1, DIN-VDE 0660 part 200
Minimum output current	10 mA for relay output
Minimum output voltage	17 V for relay output
Maximum response time on input open	40 Ms
[Ui] rated insulation voltage	300 V (pollution degree 2) conforming to IEC 60947-5-1 300 V (pollution degree 2) conforming to DIN VDE 0110 part 1
[Uimp] rated impulse withstand voltage	4 KV overvoltage category III conforming to IEC 60947-5-1 4 KV overvoltage category III conforming to DIN VDE 0110 part 1
Local signalling	4 LEDs
Current consumption	30 mA at 24 V AC on power supply
Mounting support	35 mm symmetrical DIN rail
Net weight	0.4 Kg




Environment

Standards	EN/ISO 13850 EN/IEC 60947-5-1 EN 1088/ISO 14119 EN/IEC 60204-1
Product certifications	CSA UL TÜV
IP degree of protection	IP20 (terminals) conforming to EN/IEC 60529 IP40 (enclosure) conforming to EN/IEC 60529
Ambient air temperature for operation	-10...55 °C
Ambient air temperature for storage	-25...85 °C

Packing Units

Unit Type of Package 1	PCE
Number of Units in Package 1	1
Package 1 Weight	465 G
Package 1 Height	6.2 Cm
Package 1 width	12.5 Cm
Package 1 Length	10.5 Cm

Offer Sustainability

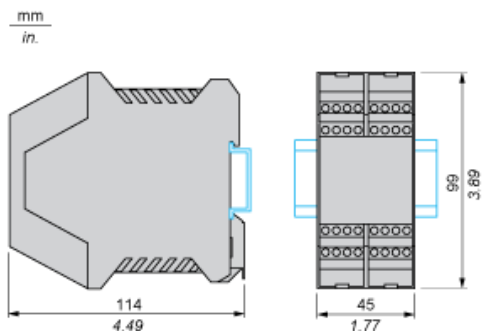
Sustainable offer status	Green Premium product
REACH Regulation	 REACH Declaration
EU RoHS Directive	Pro-active compliance (Product out of EU RoHS legal scope)  EU RoHS Declaration
Mercury free	Yes
RoHS exemption information	 Yes

China RoHS Regulation	China RoHS Declaration
Environmental Disclosure	Product Environmental Profile
Circularity Profile	End Of Life Information
WEEE	The product must be disposed on European Union markets following specific waste collection and never end up in rubbish bins
PVC free	Yes

Contractual warranty

Warranty	18 months
----------	-----------

Dimensions



Product Life Status : **End of commerc. announced**

XPSAK371144 may be replaced by any of the following products:



XPSUAK32AP

Preventa module Cat.4 features XPSUAF + PNP/NPN, safety mat 48-240vac/dc screw

Qty 1

Reason for Substitution: End of life | Substitution date: 01 Jun 2019 |



XPSUAK32AP

Preventa module Cat.4 features XPSUAF + PNP/NPN, safety mat 48-240vac/dc screw

Qty 1

Reason for Substitution: End of life | Substitution date: 01 Jun 2019 |



XPSUAK32AP

Preventa module Cat.4 features XPSUAF + PNP/NPN, safety mat 48-240vac/dc screw

Qty 1

Reason for Substitution: End of life | Substitution date: 01 Jun 2019 |



XPSUAK32AP

Preventa module Cat.4 features XPSUAF + PNP/NPN, safety mat 48-240vac/dc screw

Qty 1

Reason for Substitution: End of life | Substitution date: 19 Feb 2020 |



XPSUAK32AP

Preventa module Cat.4 features XPSUAF + PNP/NPN, safety mat 48-240vac/dc screw

Qty 1

Reason for Substitution: End of life | Substitution date: 21 Aug 2020 |